


# CUB'S BIG WORLD




## STORY HOUR KIT

---

Activities for ages 2-6 for Libraries, Bookstores, PreK-Grade 1 Classrooms, and Families including:

- Kinetic Search and Find
- Physical Activity Prompts
- Cut Out Animals for Imaginative Play

For the picture book CUB'S BIG WORLD by Sarah L. Thomson and illustrated by Joe Cepeda (Harcourt Children's Books).



# CUB'S BIG WORLD

A Story Hour Kit for Libraries, Bookstores, PreK-Grade 1 Classrooms, and Families

## About the Story Hour Kit

In the book, a polar bear cub gets separated from her mother. (Don't worry, Mom is really nearby all the time.) Cub runs, pounces, and leaps after other animals, thinking each is her mom.

The activity in this kit allows children to become Cub and look for four animals while mimicking the movement of each. Upon finding each animal, children get to collect a cutout of the animal. Those animals will be taped to straws for home play and storytelling puppets. The kit includes:

- o Story Hour Poster
- o Activity Posters for Kinetic Imaginative Play
- o Cutout Animals illustrated by Joe Cepeda for Home Puppet Play


Look for more picture book activities on the "Teachers & Librarians" page at [www.SarahLThomson.com](http://www.SarahLThomson.com) and at [www.CuriousCityDPW.com](http://www.CuriousCityDPW.com).

## Common Core Application

CCSS.ELA-Literacy.RL.K.10 Actively engage in group reading activities with purpose and understanding.

CCSS.ELA-Literacy.RL.K.2 With prompting and support, retell familiar stories, including key details.

## About the Book



### Cub's Big World

By Sarah L. Thomson

Illustrated by Joe Cepeda

Published by Harcourt Children's Books

ISBN-13: 9780544057395

Hardcover, \$12.99

Age range: 2-6 Years

Cub knows all about the familiar world in the snow den where she was born. When she follows Mom out of their den, tumbling into the Arctic wilderness, she finds that the world under the wide blue sky is big, big, BIG! It's easy to be curious when there's so much to explore—and when Mom is nearby. But when she thinks she's all alone, can Cub be brave?

With spare, lyrical words and paintings that are both dramatic and intimate, **Cub's Big World** tells a tender story of new experiences, homecoming, and the love between a parent and child.

# CUB'S BIG WORLD

A Story Hour Kit for Libraries, Bookstores, PreK-Grade 1 Classrooms, and Families

## Book Reviews


"The suspense is toddler-perfect..." —*The Horn Book Magazine*

"An agreeable, affirming story for both one-on-one and group sharing." —*Kirkus Review*

"Readers can snuggle up and relish this big polar world, gorgeously and inventively imagined." —*Publishers Weekly*

"A nice addition to collections for the youngest tots." —*Booklist*

"Cub's Big World is a big must-have." —*School Library Journal*



## About the Author & Illustrator

Sarah L. Thomson is a former children's book editor who now writes books for young readers including the preschool picture book **Around the Neighborhood** from her home in Maine. [www.sarahlthomson.com](http://www.sarahlthomson.com)

Joe Cepeda is the illustrator of many vibrant and popular picture books, including **The Journey of Oliver K. Woodman** by Darcy Pattison. He lives in Southern California. [www.joecepeda.com](http://www.joecepeda.com)

## Cub's Big World Story Hour

### What You Might Prepare - One Month in Advance of the Event

\_\_\_ Locate a copy of the picture book **Cub's Big World** by Sarah L. Thomson, illustrated by Joe Cepeda (Harcourt Children's Books).

\_\_\_ If you are doing an event for the public, copy and display the Story Hour Poster in this kit, hand it out in your community, and include it in a display. List the event in newsletters and online calendars with copy such as:

In the read-aloud picture book **Cub's Big World** by Sarah L. Thomson, illustrated by Joe Cepeda (Harcourt Children's Books), Cub runs, pounces, and leaps across the ice, encountering other Arctic animals. At story hour, children will get to look for and mimic the movement of those same Arctic animals. The discovered animals will become puppets to take home for imaginative play and storytelling! All ages welcome, but best for ages 2-6.

What You Might Gather:

- \_\_\_ Cardstock for printing
- \_\_\_ Business-size envelopes (enough for 1 for each anticipated participant)
- \_\_\_ Paper or plastic straws or coffee stirrers (enough for 5 for each anticipated participant)

# CUB'S BIG WORLD

A Story Hour Kit for Libraries, Bookstores, PreK-Grade 1 Classrooms, and Families

What You Might Gather (cont.):

- \_\_\_ Crayons or colored pencils (for all to share)
- \_\_\_ Rolls of tape (for all to share)
- \_\_\_ Scissors & glue stick (for your prep work)



\_\_\_ (Optional) Gather non-fiction books on the Arctic. Note that author Sarah L. Thomson also wrote **Where Do Polar Bears Live? (Let's-Read-and-Find-Out Science)** which makes a solid informational text pairing with her **Cub's Big World**.

\_\_\_ (Optional) If you like music and other audio to set the mood of story hour, you might consider downloading a recording of Arctic wind. There are several options on iTunes under "Sounds of Nature" or there may be some recordings in your collection.

## What You Might Prepare - One Week or More in Advance of the Event

- \_\_\_ Print out the four Cub's Big World Posters.
- \_\_\_ Cut the top flaps off of four business-sized envelopes.
- \_\_\_ Glue envelopes to bottom of Cub's Big World Posters with the open section in front.
- \_\_\_ Fold the sides of the envelope that extend over the edge around to the back of the poster and tape securely. You should now have four Cub's Big World Posters with pockets on the lower section.
- \_\_\_ Print out the Telling Stories with Cub's Big World sheet on cardstock.
- \_\_\_ Cut out the individual animals and the Telling Stories with Cub's Big World suggested activities along the bottom.
- \_\_\_ Sort the animals by type and load the raven, ermine, seal, and mother polar bear into the pockets of the corresponding poster.
- \_\_\_ Tape a drink straw or coffee stirrer to the back of the polar bear cub (with the straw pointed down), so Cub can be held by your readers. At the event your readers will place a straw or coffee stirrer on the rest of the animals to make puppets. You might consider snipping drink straws in half to make more manageable puppet handles for smaller hands.
- \_\_\_ The suggested activities section of Telling Stories with Cub's Big World sheet can be stuffed into individual envelopes.

**Don't Have Time for the Full Activity?** Simply print out the Telling Stories with Cub's Big World sheet and give it to readers and families after your read aloud for them to take home.

# CUB'S BIG WORLD

A Story Hour Kit for Libraries, Bookstores, PreK-Grade 1 Classrooms, and Families

## What You Might Do - The Day of the Event

### *Getting Ready*

\_\_\_ Hang Cub's Big World Posters in your space. You can decide how easy or hard it will be for your readers to find each poster. One poster leads to another, however, so the posters are best placed in this order: the raven, the ermine, the seal, and the mother polar bear.



\_\_\_ Place the Cubs and the envelopes with activities section of Telling Stories with Cub's Big World sheet at your read aloud station.

\_\_\_ Lay out your activity table with tape, straws, and colored pencils and/or crayons.

\_\_\_ (Optional) Display non-fiction books on the Arctic on or near your activity table for coloring reference and circulation.

\_\_\_ (Optional) If you plan to play music or sounds of the Arctic wind, cue those files up on your device.

### *Read Aloud & Activity*

\_\_\_ Read the picture book **Cub's Big World** by Sarah L. Thomson and illustrated by Joe Cepeda (Harcourt Children's Books).

\_\_\_ Invite participants to become the Polar Bear Cub and go look for the Mother Polar Bear with words like this:

*Would you like to pretend to be Cub in the Arctic with all those animals?*

*Let's imagine it together.*

*What color is Cub's Big World? Is it black or is it white?*

*It is white, white, white...*

*How big is Cub's Big World? Is it small or big?*

*It is big, big, big...*

*And what animals are in Cub's world? [A raven, an ermine, a seal, and a mother polar bear!]*

*Should we go on an adventure in this big, white world to see if we can find those animals?*


# CUB'S BIG WORLD

A Story Hour Kit for Libraries, Bookstores, PreK-Grade 1 Classrooms, and Families

*I am giving you each a Polar Bear Cub for you to keep. Take Cub around the room and see if she can find the raven, the ermine, the seal, and the most important—her mother. Collect all the animals you can find in this envelope. [Hand them an envelope and a Cub puppet.]*

*When you have found all the animals you can romp like a polar bear back here to turn your animals into puppets!*

\_\_\_ When children return to the table, help them color their animals and turn them into puppets by placing a straw or coffee stirrer on the backside. Point out the Telling Stories with Cub's Big World suggested activity to attending caregivers or teachers.



# CUB'S BIG WORLD

## STORY HOUR



READ & ROMP ACROSS AN IMAGINARY SNOWY LANDSCAPE TO FIND ARCTIC ANIMALS!


Illustrations © 2013 by Joe Cepeda. All rights reserved.

**WHEN:**

**WHERE:**

A Story Hour featuring the picture book CUB'S BIG WORLD by Sarah L. Thomson and illustrated by Joe Cepeda (Harcourt Children's Books). Best for ages 2-6.

# CUB'S BIG WORLD



---


## TELLING STORIES WITH CUB'S BIG WORLD

A fun and important activity for soon-to-be and new readers is telling stories. Ask your child to use the animal puppets to retell the story from the picture book *Cub's Big World* by Sarah L. Thomson and illustrated by Joe Cepeda (Harcourt Children's Books).

Help your child create Cub's world by putting a white sheet or towel over a pillow to create a snowy hill. Place a blue napkin or t-shirt at the base of the "hill" to create an ocean for the seal. Can you make a cave together? Let your child's imagination run free. Will your child tell you new stories about these characters?



**YOU HAVE FOUND...**



# **THE RAVEN**

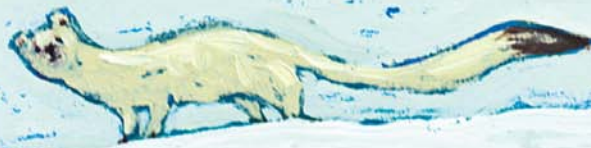
**SPREAD YOUR WINGS AND FLY UNTIL YOU SPOT THE ERMINE. SQUAWK!**

Illustrations © 2013 by Joe Cepeda. All rights reserved.

**PLACE ENVELOPE FULL OF RAVENS HERE!**

YOU HAVE FOUND...

# THE ERMINE



PUT YOUR ARM BEHIND YOUR BACK AND FLICK IT LIKE A TAIL. SWISH!  
KEEP FLICKING IT UNTIL YOU FIND THE SEAL!

Illustrations © 2013 by Joe Cepeda. All rights reserved.

PLACE ENVELOPE FULL OF ERMINES HERE!

YOU HAVE FOUND...

THE SEAL




MAKE YOUR ARMS INTO FLIPPERS AND SWIM UNTIL YOU SEE THE MOTHER  
POLAR BEAR. SPLASH!

Illustrations © 2013 by Joe Cepeda. All rights reserved.

PLACE ENVELOPE FULL OF SEALS HERE!

YOU HAVE FOUND...

# THE MOTHER POLAR BEAR



CUB AND MOTHER POLAR BEAR TOUCH NOSES. CUB'S WORLD IS GOOD.  
KEEP ALL THE ANIMALS AND USE THEM TO TELL STORIES ABOUT THE ARCTIC.

Illustrations © 2013 by Joe Cepeda. All rights reserved.

PLACE ENVELOPE FULL OF MOTHER POLAR BEARS HERE!